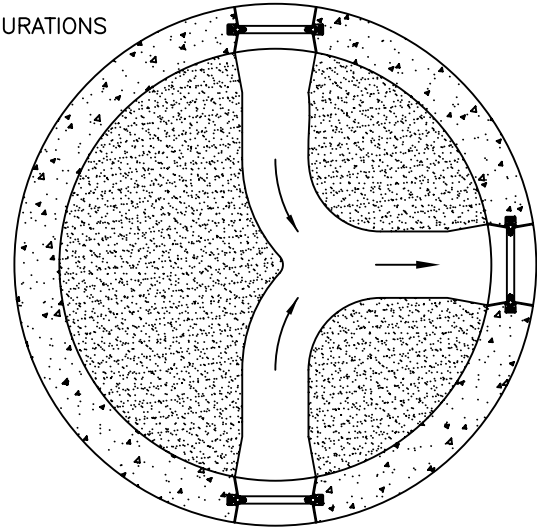
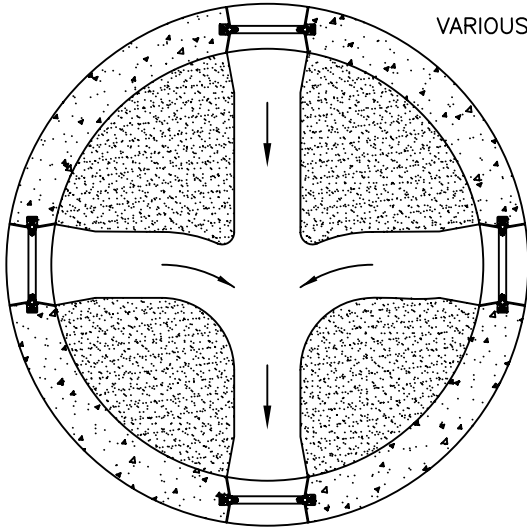
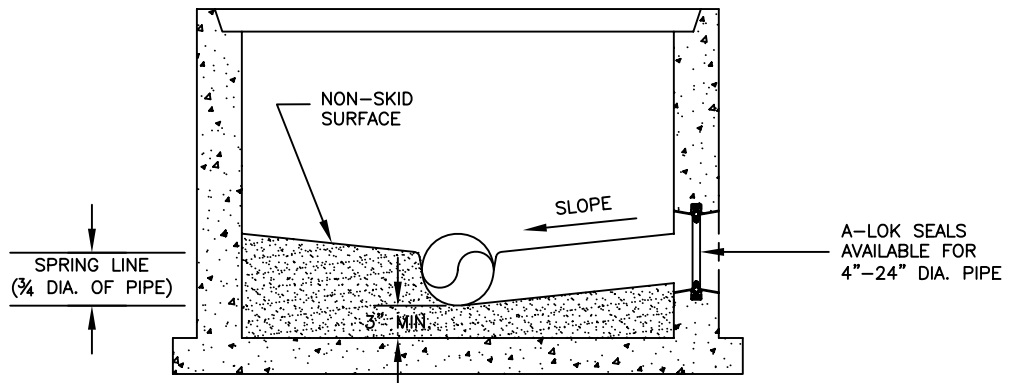


PLAN VIEWS



VARIOUS CONFIGURATIONS



TYPICAL CROSS SECTION

THE INVERT IS POURED AT THE PLANT USING PRECISION FORMS TO CREATE A SMOOTH, ACCURATE CHANNEL THAT MINIMIZES TURBULANCE AND RESULTS IN OPTIMUM FLOW.



ATLANTIC CONCRETE PRODUCTS, INC.
 8900 Old Route 13
 P.O. Box 129, Tullytown, PA 19007-7129
 Phone: (215) 945-5600
 Fax: (215) 946-3102
 Web: www.atlanticconcrete.com

INVERT